

TEACHER'S VIEW

Each teacher can personalize the class view to see their most important and relevant data.

Export All and Print

Click here to download CSV file to prepare for department meetings or parent conferences.

See More Data

Select columns for the customized class view from attendance, discipline, assessment and grades options. Click "Save Columns" button when finished.

Student	Grade Level	Designations	Last Four Weeks Class Absences	State Reportable Offenses	Reading I STAAR EOC	Algebra I STAAR EOC	Geometry STAAR EOC	Reading STAAR
Alcora, Morris X.	9th		6.8 %	0	2481		4628	
Alonso, Josh	9th		8.7 %	0	2353		4502	
Belanger, Crystal	9th		11.8 %	0	2856		4628	
Bland, Juan C.	9th		3.3 %	0	2000		4250	
Brooks, David Q.	9th		6.8 %	0	2412		4082	

Search

Use this function to quickly jump to student pages located on every page for easy access.

Create or Add to Watch List

Select students to add to watch list. Name the new watch list or add to an existing list. The watch list appears under the Student List drop-down menu and can be easily edited or deleted in "Customize View."

DRILLING DOWN IN STUDENT DATA

The student view allows you to see overall performance as well as more detailed information on specific metrics.

Student Academic Dashboard

Select your student from the initial home screen to see an overview of their performance.

Student Information Tab

This tab includes parent contact information, program status and student details all in one screen.

Metric Category	Performance Summary	Metric Status
Attendance and Discipline	Student attendance and discipline history	
State Assessments	State standardized assessments	
Language Assessments	Language assessments	

"More" Button

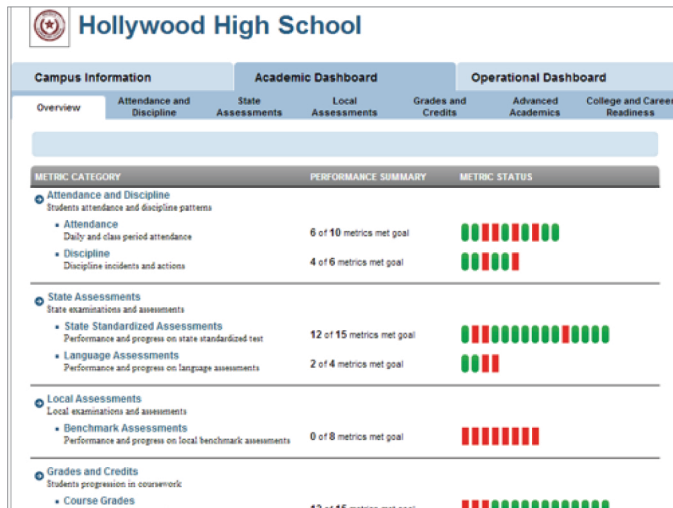
Once you select a tab within the Student Academic Dashboard, you are brought to a view for the cumulative data. Select the "More" button on the right corner for access to additional metrics.

"More" Button View

Here is an example of the level of detail available. Not only are the scores and status available, but the objective-level scores can be viewed for each subject.

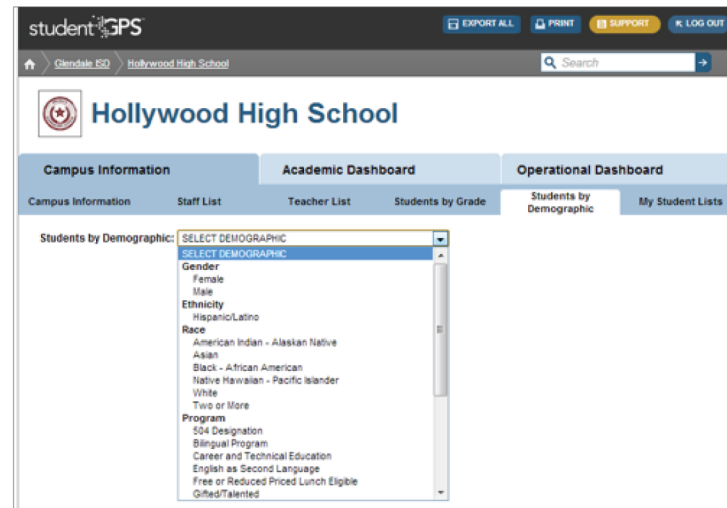
STATE STANDARDIZED ASSESSMENTS	STATUS	METRIC VALUE	TREND	DETAILS
STAAR End of Course (Through June 2012)				
English I Reading (June 2012)	LEVEL III	2481		More
English I Writing (June 2012)	LEVEL III	2711		More
Geometry (June 2012)	LEVEL III	4528		More
Biology (June 2012)	LEVEL III	4708		More
Biology STAAR End of Course Reporting Categories				
Cell Structure and Function		8/11		
Mechanisms of Genetics		9/11		
Biological Evolution and Classification		10/10		
Biological Processes and Systems		10/11		
Interdependence within Environmental Systems		11/11		
World Geography (June 2012)	LEVEL III	5092		More
World Geography STAAR End of Course Reporting Categories				
History, Government and Citizenship		14/16		
Geography		26/26		
Culture		13/14		

ADMINISTRATOR FUNCTIONS



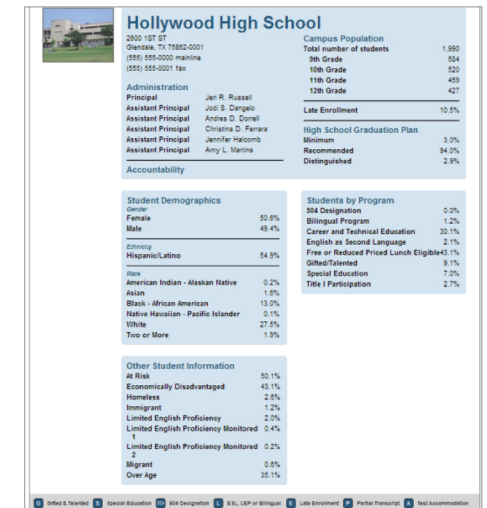
Campus/LEA Roll-ups

Administrators can view their campus' or LEA's academic performance on one screen with easily identifiable indicators. Information is rolled up from the student level.



Filter by Demographic/Program

As an administrator you have the ability to select the students by Demographic tab and filter your view by demographics/programs.



Campus/LEA Information

Select the Campus/LEA Information tab to view detailed information about the student population and contacts for the campus/LEA.