



Ed-Fi Certification for TSDS Vendors 2022

How to position your solution to meet the foundational
data requirements for TEA TSDS API / ODS 3.x

What is Ed-Fi Certification?

- An agreement
 - Between agencies (customers, the demand-side)
 - And vendors (providers, the supply-side)
- Defining a scope of data and API endpoints
- Useful for solving a range of educational use cases
- Reusable across implementations
- Targeting quality & useability for agencies
- With clarity and replicability for vendors

Are there benefits for me as a vendor?

- YES - Meeting TEA and TSDS requirements #1
- AND -
 - Open markets – large, growing community
 - Drive adoption – publish your community solution
 - Reduce costs – decrease custom work, increase reuse & ROI
 - Mitigate risks – community convergence of practices & requirements
 - Collaborative solutions with community experts/expertise
 - Ed-Fi integration forum – <https://techdocs.ed-fi.org/display/ETKB/Ed-Fi+Integration+Forum>
 - Slack channel - ed-fi-alliance.slack.com
 - Technical support (implementation and product)
 - Implementation Support and tier 2 support - <https://tracker.ed-fi.org/browse/EDFI>
 - Tier 3 developer product support

Ed-Fi Certification – What To Expect?

(all published at <https://techdocs.ed-fi.org/display/EDFICERT>)

Technical focus:

- Demonstrating your API client software capabilities
- Targeting a set of the standard and API resources
- Processing a set of CRUD operations and unit tests
- Providing a data mapping (your system < - > Ed-Fi)

Community focus:

- Joining the community as a partner (participation oriented)
- Making your product/client available to the community at large
- Sharing field verification in pilot implementations*
- Recertifying (streamlined) to provide supported solutions to agencies

Student Information System v3 Certification

Preparation

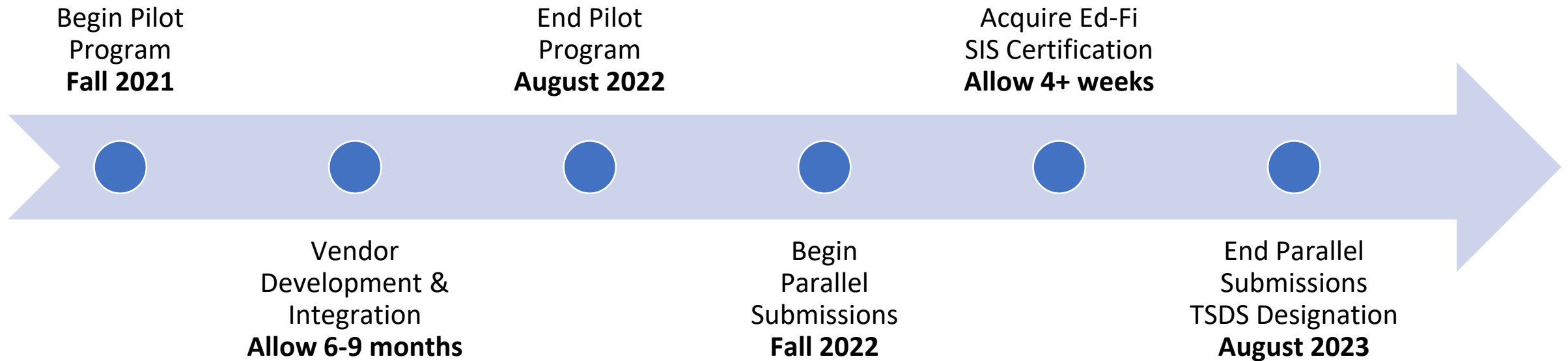
- Availability
- Verification
- Data Mapping
- Usage narrative

Test Day(s)

- Transactional cases
- Batch cases
- Error handling verification
- Descriptor config

Completion & Publishing


Student Information Systems




Student Information System Vendors


What To Do Next?


1. ASAP – get a community account
<https://www.ed-fi.org/create-an-account/>
2. By April 2022 – review documentation resources – recommended for new AND recertifying vendors
 - a) certification
<https://techdocs.ed-fi.org/display/EDFICERT>
 - b) Implementation Playbook
<https://techdocs.ed-fi.org/pages/viewpage.action?pageId=58720867>
3. In April-May 2022 - Sign up for an office hours session
Sign up with QR code →
review your approach
address technical questions/blockers (and v3 change log)
get your certification sandbox
schedule your certification window





Sean Casey
Manager, Strategic Partnerships
Ed-Fi Alliance





 sean.casey@ed-fi.org

 +1 512 600 3617

 [Schedule time with me.](#)

 [Get started with Ed-Fi today!](#)





[SAVE CONTACT](#)

Assessment Vendors v3 Certification

Preparation

- Availability
- Verification
- Data Mapping
- Usage Narrative
- Score Report Template(s)
- Fictitious Test Data (100 to 500 Students)
- Sample Learning Standards Reference Identifiers
- Custom Enumerations Used in Integrations

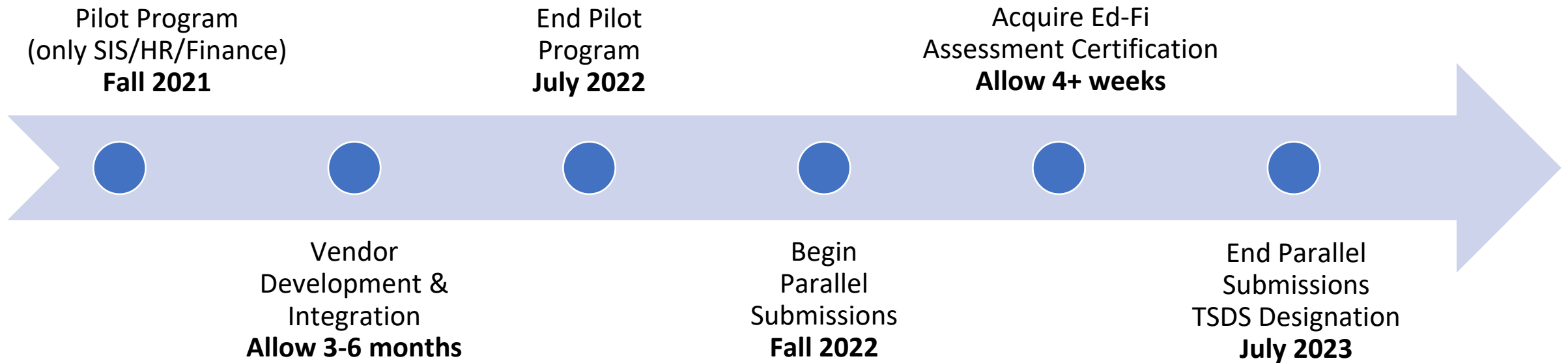
Assessment Vendors v3 Certification (cont.)

Test Day(s)

- User Interaction and Availability
- Student Roster Configurability
- Batch Transmission
- Synchronization Recovery
- Provider Data Update
- Error Handling Verification

Certification Completion

Assessment Timelines



Assessment Vendors - What To Do Next?

1. ASAP – get a community account

<https://www.ed-fi.org/create-an-account/>

2. By April/May 2022 – review documentation resources (recommended for all TSDS assessment vendors)

- 1) certification -

<https://techdocs.ed-fi.org/display/EDFICERT>

- 2) Implementation Playbook

<https://techdocs.ed-fi.org/pages/viewpage.action?pageId=58720867>

3. By June/July 2022 - Sign up for an office hours session

Sign up with QR code →

review your approach


share / work on your mapping file

address technical questions/blockers (and v3 change log)


get your certification sandbox


schedule your certification window








Sean Casey
Manager, Strategic Partnerships
Ed-Fi Alliance





 sean.casey@ed-fi.org

 +1 512 600 3617

 [Schedule time with me.](#)

 [Get started with Ed-Fi today!](#)





[SAVE CONTACT](#)

What is an Ed-Fi Badge?

(vs. a Certification)

- It's an agreement
 - Between agencies (customers, the demand-side)
 - And vendors (providers, the supply-side)
- To define a set of data and API endpoints
- Useful for solving *a specific use case*
- Targeting quality & useability for agencies
- With clarity of requirements for vendors

HR/Finance → Get The API Provider Badge

(Shows You Can Send the required TSDS collection data payload via API)

Preparation

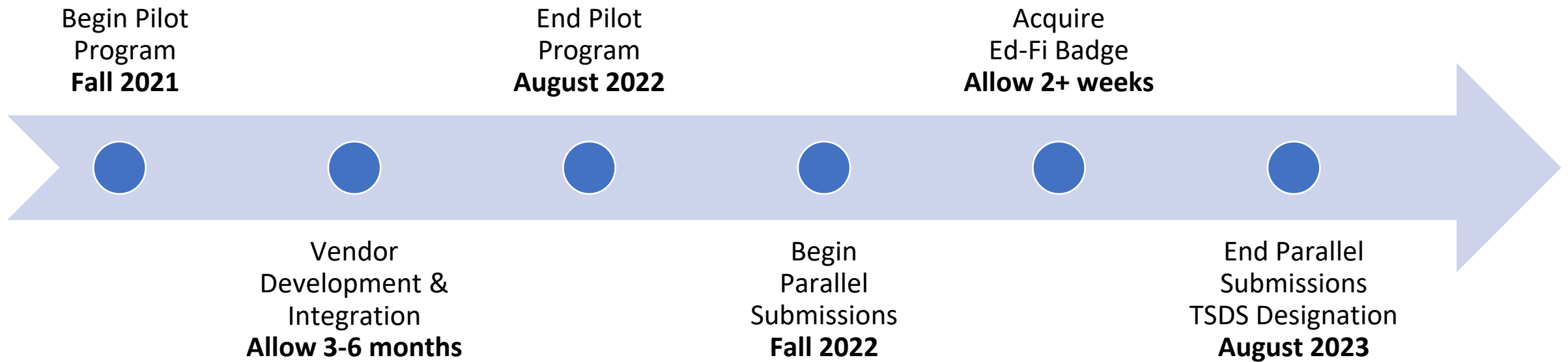
- Availability
- Actual Usage
- Product Updates
- Use Core Data Entities
- Changes over time

Application

- Form
- Mapping to the Data Model
- 1 verification from the field


Review & Validate w/ Ed-Fi

HR/Finance Timelines





HR/Finance Vendors - What To Do Next?


1. ASAP – get a community account
<https://www.ed-fi.org/create-an-account/>
2. By April 2022 – review badging site
<https://techdocs.ed-fi.org/display/EDFIBADGE/Ed-Fi+Badges>
3. In April-May 2022 - Sign up for an office hours session
review your approach
address technical questions/blockers
Sign up with QR code →
Schedule your badging window


A headshot of Sean Casey, a man with short brown hair and glasses, wearing a dark suit jacket over a light blue shirt.


Sean Casey
Manager, Strategic Partnerships
Ed-Fi Alliance


A small version of the Ed-Fi Alliance logo, consisting of a colorful circular icon of dots.


A small purple icon of an envelope.
sean.casey@ed-fi.org

A small purple icon of a telephone handset.
+1 512 600 3617

A small purple icon of a chain link.
Schedule time with me.

A small purple icon of a chain link.
Get started with Ed-Fi today!

A square QR code with a purple "Hi" icon in the center.

A small white icon of the LinkedIn logo on a dark background.

SAVE CONTACT

Contact Information

Ed-Fi Certification and Badging:

For help, guidance, *dev support

Sean.Casey@ed-fi.org

Ready to schedule cert/badge?

certification@ed-fi.org

TSDS Designation or TEA-specific questions:

TSDSDeployment@tea.texas.gov

*community developer support options available too - staff augmentation, contract resources

Questions from prior TEA webinar

1. Can the TSDS ODS 3.x SDK be used to work towards Ed-Fi certification?

It may work towards certification, but they will need to certify against a vanilla Ed-Fi implementation

2. Will the Ed-Fi API Extension source code be made available publicly so vendors can review the changes made to Ed-Fi schema?

At this time, the MetaEd files will not be made available. Refer to the [Operational Data Store \(ODS\) 3.x Texas Education Data Standards](#) for more information.

3. Is there an Ed-Fi certification for vendors that only provide HR/finance data for state reporting purposes?

They will get an Ed-Fi badge as an API data provider. See slide 13. The TSDS Compatible Designation will be provided by vendor & product. For ERP (HR/Finance) products we intend to issue a compatible designation based upon LEA client vetting and confirming their PEIMS Fall and Midyear submission data is submitted as expected. We'll try to coordinate the issuance of the badge and designation together.

Questions from prior TEA webinar (cont.)

4. If every LEA has its own ODS, does that mean it qualifies as a vendor-to-LEA integration, rather than a vendor-to-state integration, for Ed-Fi certification purposes?

Correct, they would get a vendor to LEA integration.

5. To get Ed-Fi certified, you must submit a signed form from three districts saying you are actively integrated with them. Ed-Fi states that integrating with a state system does not qualify for this requirement. How do we reconcile these two during the TSDS ODS 3.x pilot or parallel year?

We plan to proceed with certification, with the intent to accept pilot and parallel submission LEAs (districts and charters) and then add them to the published certification record later.