

# Texas Student Data System



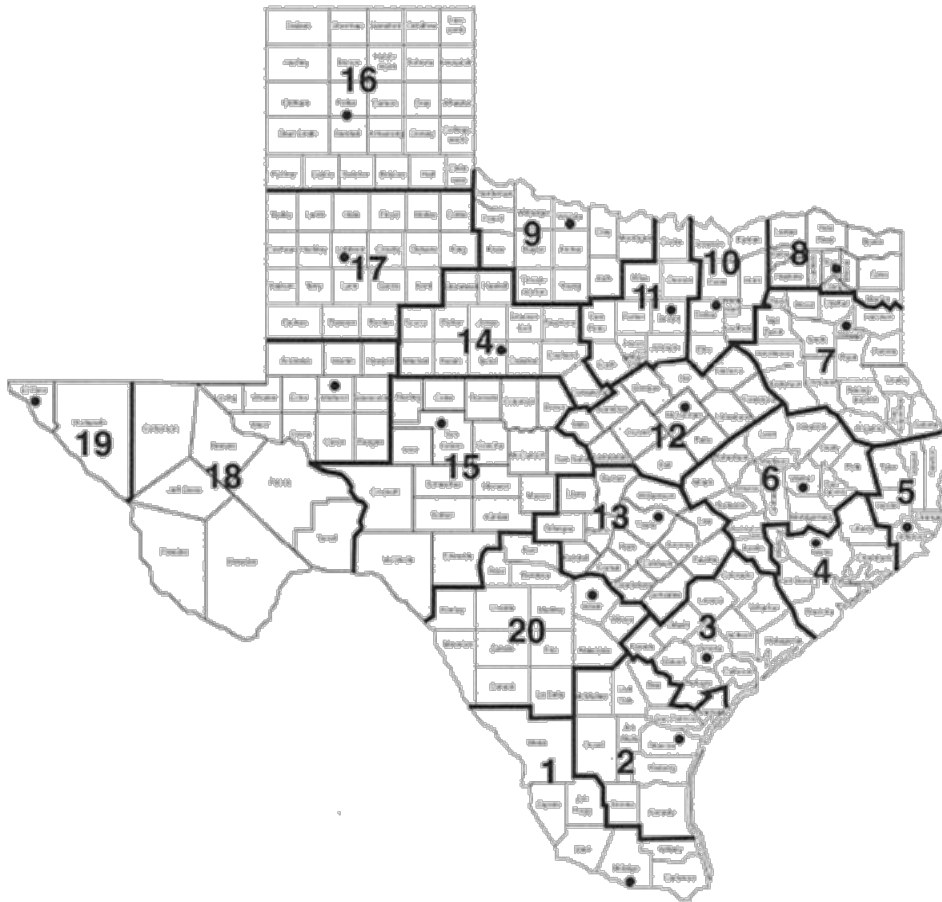
## A New Era for Data Management and Use

National Center for Educational Statistics Spring MIS Conference 2011  
Melody Parrish, Roger Waak and Sharon Gaston— Texas Education Agency

Texas Education Agency  
February 2011

# Texas At a Glance

## Quick Facts



- 4.7M Students
  - 57% Economically Disadvantaged
  - 17% Limited English Proficient
- 
- 1,235 Districts & charters
  - 87% have < 5,000 students
  - Largest 46 districts (25K+ students) enroll 50% of students
  - 20 Education Service Centers
- 
- \$39B Annual Operating Expenditures
  - \$8,342/student

Source: 2008-2009 Pocket Edition



# Current State: Data Rich, Information Poor

Texas has established a significant longitudinal data infrastructure, but outdated technology and compliance orientation limit its usefulness


EDUCATION AGENCY Excellence Indicator System District Performance				
Hispanic	White	Native American	Asian	Pacific Islander
84%	98%	57%	94%	
81%	96%	80%	96%	
78%	95%	67%	94%	
71%	91%	70%	92%	
73%	94%	57%	88%	
66%	90%	60%	92%	

**PEIMS**



**TPEIR**

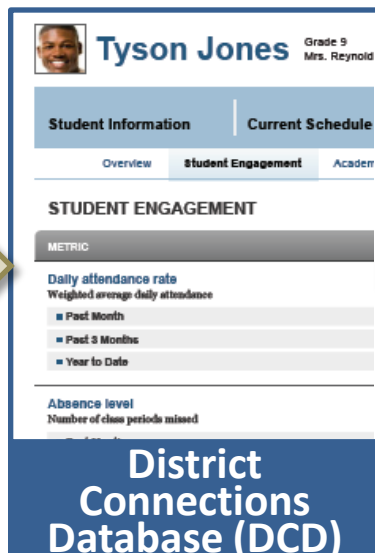

- Built in 1986 on mainframe technology platform
- Constructed to support accountability, compliance, and audit reporting
- Limited Pre-K and post-secondary data, no workforce data
- College readiness scores (ACT, SAT, AP) not included



# What is the Texas Student Data System?

- Integrate key data into TEA's P-20 data warehouse to better ***understand students' preparedness*** to contribute to the 21<sup>st</sup> century workforce
- Provide a platform to deliver ***relevant and actionable data*** back to educators to continually improve performance (e.g. early warning system)
- ***Alleviate data collection burden*** on school districts and ***improve data quality***

# TSDS Delivers New Functionality



EDUCATION AGENCY  
Excellence Indicator System  
District Performance

Hispanic	White	Native American	Asian
84%	98%	57%	94%
81%	96%	80%	90%
78%	95%	67%	94%
71%	91%	70%	91%
73%	94%	57%	88%
66%	90%	60%	92%

**PEIMS**



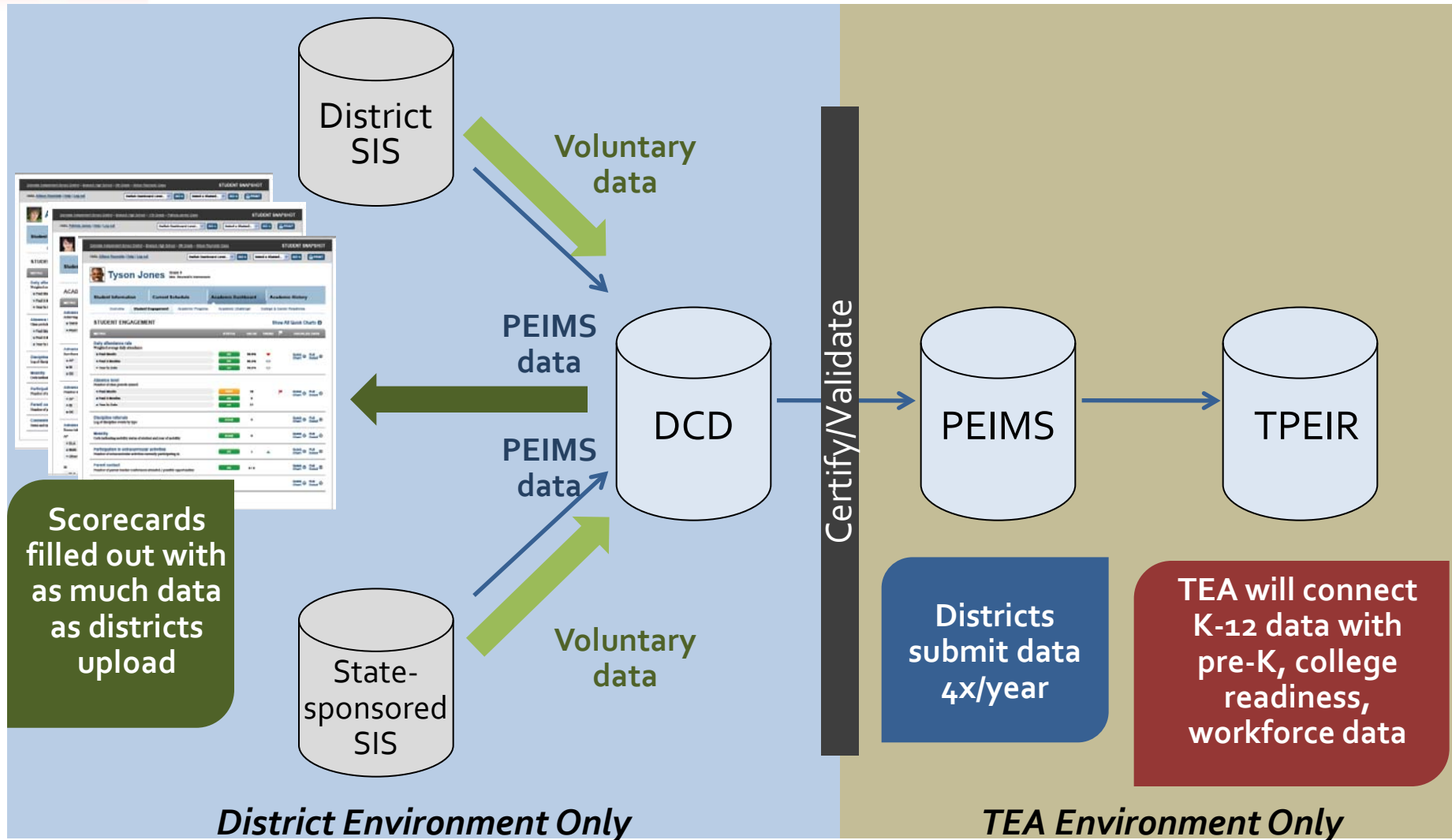
- Opt-in, voluntary SIS offering
- TEA is considering multiple options on the model for offering state-sponsored SIS
- TSDS will integrate with other SIS's – no requirement or mandate to switch

- Powers student, campus, district data snapshots
- System supported by the state but the data only available to educators
- Will become conduit to submit PEIMS data
- Loading of non-PEIMS data is strictly optional and at the districts' discretion

- XML data standard will make it easier to submit and certify data
- Realign statewide data collection standards and protocol for districts

- Expanded to link pre-K, college readiness, and workforce data
- Load college readiness test score collections (SAT, ACT, AP Test data)

# How TSDS Will Work



# Future Student and Classroom Snapshots

Gettysburg Independent School District » Gettysburg High School » 8th Grade » Patricia Jansen's Class

STUDENT SNAPSHOT

Hello, Allison Reynolds | [Help](#) | [Log out](#)

Switch Dashboard Level... [GO](#) | Select a Student... [GO](#) | [PRINT](#)

**Maria Garza** Grade 11  
Mrs. Jansen's Homeroom

Student Information | Current Schedule | Academic Dashboard

Overview | Student Engagement | Academic Progress | Academic Challenge

**Maria Garza Profile**

Maria is currently above grade level on test scores and cell short on advanced and college course requirements:

- PSAT scores above average
- SAT score above criterion
- Eligible, but not enrolled in advanced math & science
- Eligible, but not enrolled in Distinguished Achievement
- Short fall in credits for DAP graduation plan

Students who exhibit this profile may benefit from early intervention.

[View full profile and suggested interventions](#)

**SUMMARY**

**Student Engagement**  
Student is actively and productively engaged [ASB](#)

**Academic Progress**  
Student is making appropriate progress

- Assessments**  
Student performance on state and benchmark assessments [ON](#)
- Course Grades**  
Course grades and credit accumulation [ON](#)
- Growth**  
Student progression [ON](#)

**Academic Challenge**  
Student is being challenged to fulfill potential [AT](#)

**College & Career Readiness**  
Student is on college or career track [AT](#)

Lubbock ISD » Lubbock High School » Allison Reynold's Mathematics












[PROTOTYPE] Anonymized student data.

Hello, Allison Reynolds | [Help](#) | [Log out](#)

Switch Dashboard Level... [GO](#) | Student search... [GO](#) | [PRINT](#)

**Allison Reynold's Mathematics** Grade 11

General Class Overview [GO](#) | 3rd Period [GO](#) | Select file format [GO](#) | [EXPORT REPORT](#)

Student	Accomm.	ATTENDANCE / DISCIPLINE		ASSESSMENTS - TAKS		GRADES	
		Class Period Absences	Discipline Incidents	ELA/Reading	Math	# Grades Below C	Grades Failing >10%
 <a href="#">Amanda Sharpe</a>	★	8.8 % ▲	0	2444 ▼	2342 ▼	0 ◀▶	0
 <a href="#">Amy Jaquez</a>	▲	9.6 % ▼	0	2239 ▼	2229 ◀▶	2 ▲	3
 <a href="#">Andres Waite</a>	▲	2.5 % ◀▶	2	1970 ◀▶	1885 ▲	5 ▼	2
 <a href="#">Brandy Aldy</a>		0.8 % ◀▶	0	2106 ◀▶	1913 ▼	3 ▼	1
 <a href="#">Brooke Scott</a>		6.7 % ◀▶	0	2086 ◀▶	1977 ▲	6 ▲	4
 <a href="#">Carl Neff</a>	▲ ESA	0.8 % ▼	0	2222 ◀▶	2368 ▼	1 ▼	1
 <a href="#">Cheronda Williams</a>	★ ▲	5.0 % ◀▶	0	2400 ▼	2433 ▼	0 ◀▶	1
 <a href="#">Chris Barragan</a>		4.2 % ◀▶	0	2305 ▼	2433 ▲	1 ▲	0
 <a href="#">Clarissa Tenner</a>		24.7 % ▼	0	2281 ▲	1940 ▲	6 ▲	4
 <a href="#">Frankie Williams</a>		7.9 % ◀▶	1	2400 ◀▶	2245 ◀▶	1 ▼	2
 <a href="#">Jennifer Ruiz</a>	SpEd	3.3 % ◀▶	1	2033 ◀▶	1900 ◀▶	1 ▼	1



# **SSIS Requirements Timeline**

- **Regional Forums February – April 2010**
- **Funding April and May 2010**
- **Requirements team June 2010**
- **SSIS Advisory Group July 2010**
- **Requirements July – August 2010**
- **LEA visits (4) August 2010**
- **Request for Information (RFI) August 2010**





# **SSIS Requirements Timeline**

- **RFI responses October 2010**
- **LEA visits (3) October 2010**
- **Request for Offer (RFO) November 2010**
- **Vendor selection tools November – December 2010**
- **RFO responses (7) December 2010**
- **RFO responses evaluated January 2011**
- **Vendor demonstrations February 2011**



# SSIS Requirements Stakeholders

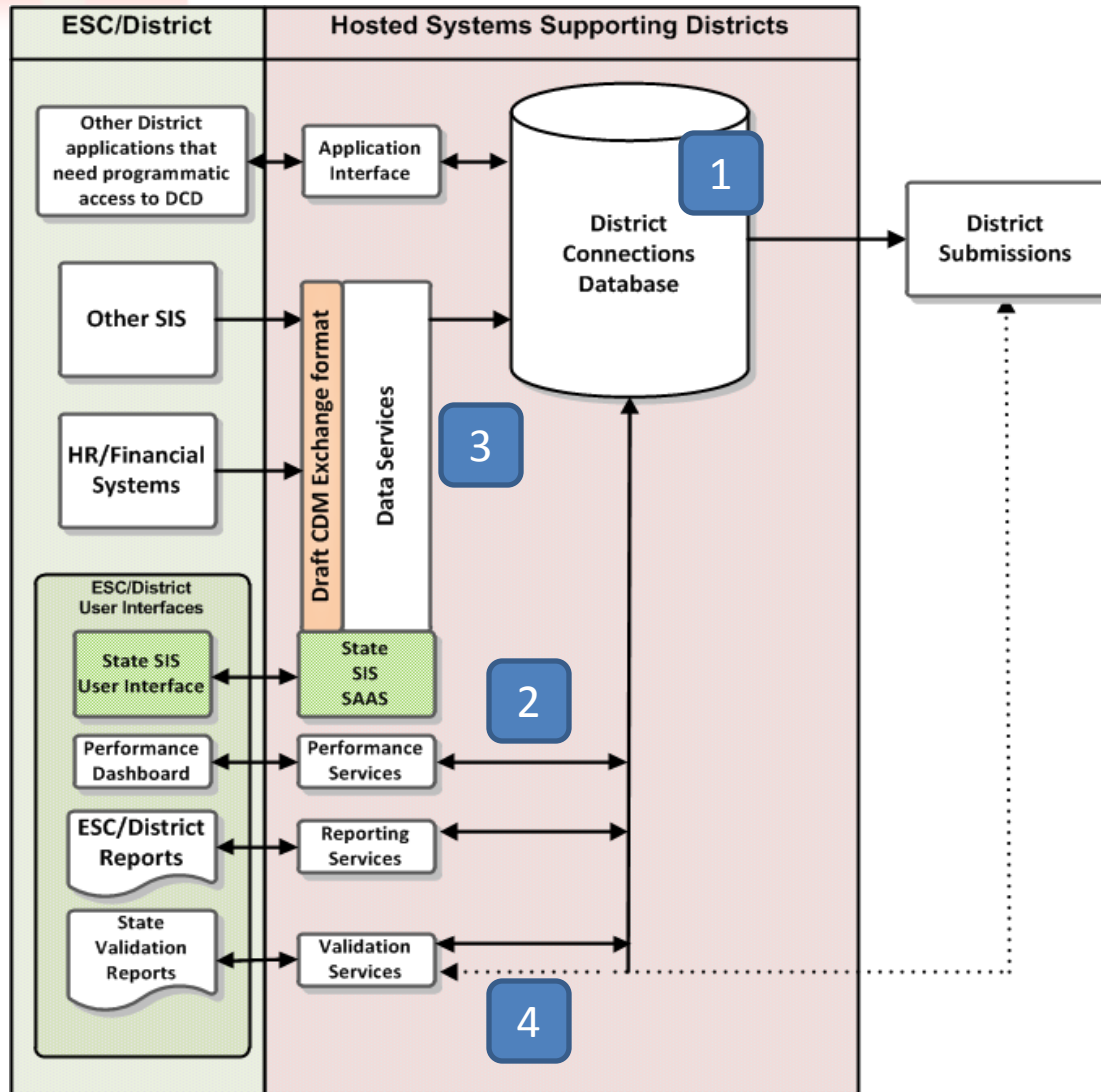
- **SSIS Advisory Group**
  - **Weekly web conferences**
  - **41 members from ESCs and LEAs**
  - **3 Education Service Centers (ESCs)**
  - **36 LEAs**
  
- **Site Visits to LEAs**
  - **4 visits in August**
  - **3 visits in October**



# What is the District Connections Database?

- The District Connections Database (DCD) is the core of a district-facing statewide education data warehouse solution. This solution will provide a new environment that will collect granular operational data from the districts' local source systems into the DCD.
- The DCD is intended to drive the district-facing Performance Dashboards and Reporting Services as well as the PEIMS data submissions.
- The DCD will be used by the districts for their own operational analysis and reporting needs and only local educators will be allowed to see the data housed in the DCD.

# Overview of Solution Components



1. District Connections Database
2. Performance Dashboards and Reporting Services
3. Data Services and Application Interfaces
4. Validation Services
5. Infrastructure
6. Training
7. Deployment



# Anticipated Solution Benefits

- **State-sponsored platform, hosted and supported for districts**
- **Common Data Model**
- **Seamless integration with SSIS**
- **Dashboards providing timely, actionable data back to staff and administrators**
- **Five years of data available**
- **Client validation to quickly address data quality**
- **Reuse of tools**

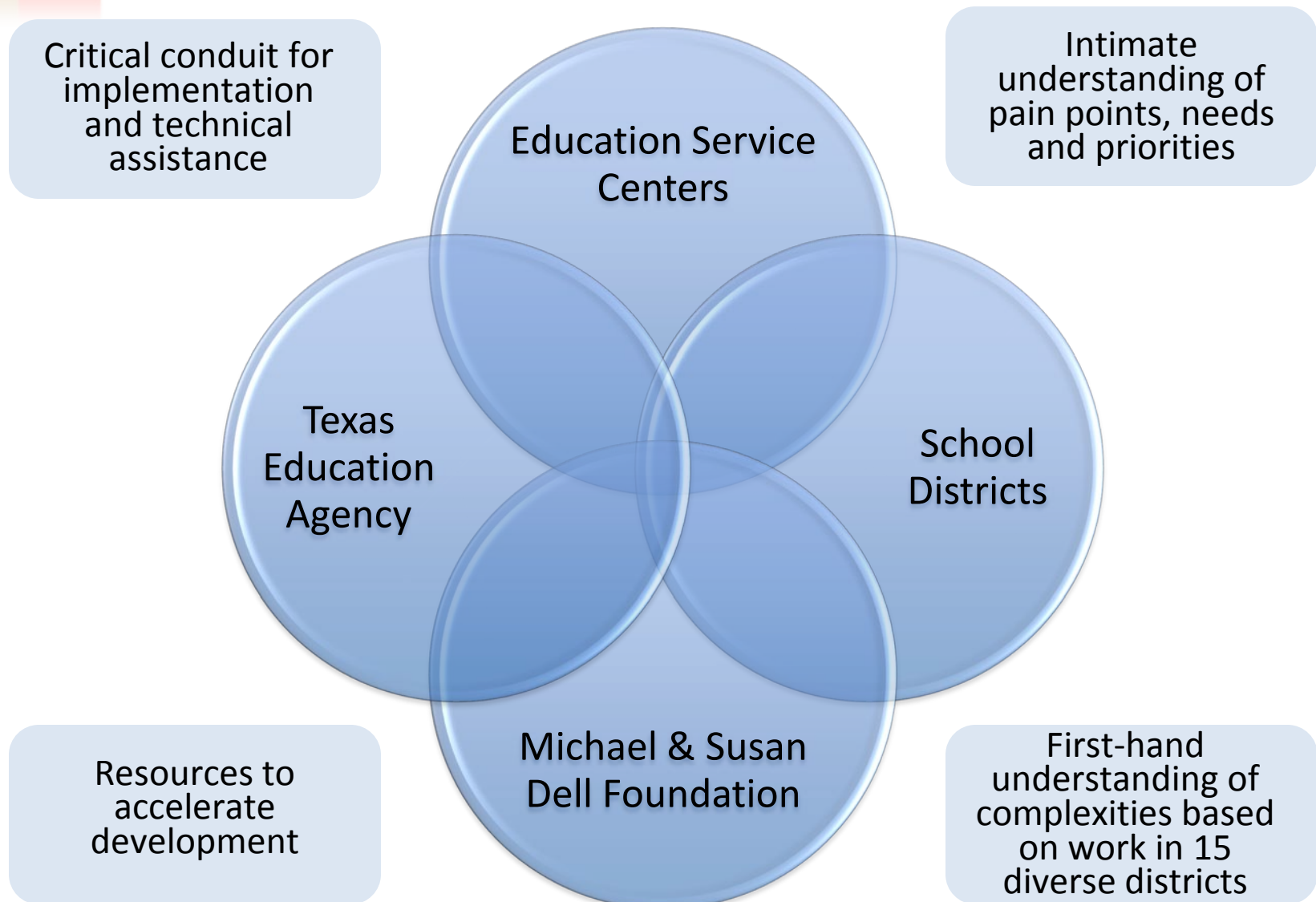


# DCD Projected Timeline

FY10	FY11	FY12	FY13	FY14
<ul style="list-style-type: none"> <li>✓ Draft data snapshots defined</li> <li>✓ Snapshots finalized based on feedback</li> <li>✓ Stakeholder engagement</li> <li>✓ SLDS 2009 ARRA Grant Awarded</li> <li>✓ Draft data standard defined</li> <li>✓ Initial DCD (Dashboards) prototype</li> </ul>	<ul style="list-style-type: none"> <li>✓ RFI for DW Solution Issued</li> <li>➤ Draft Data Standards for DCD</li> <li>➤ Evaluate RFI Responses</li> <li>➤ Re-engineer Data Collection Business Processes</li> <li>❖ Begin Limited Prod Releases 1-2 <ul style="list-style-type: none"> <li>➤ Requirements (Solution Components)</li> <li>➤ Issue RFO(s)</li> <li>➤ Select Vendor(s)</li> </ul> </li> </ul>	<ul style="list-style-type: none"> <li>❖ Limited Prod Releases 3-5 <ul style="list-style-type: none"> <li>➤ Dashboard Enhancements</li> <li>➤ Hosted DCD</li> <li>➤ Integration with SSIS</li> <li>➤ Integration with other SIS's</li> <li>➤ Interface with other Source Systems</li> </ul> </li> </ul>	<ul style="list-style-type: none"> <li>❖ Limited Prod Release 6 <ul style="list-style-type: none"> <li>➤ Dashboard Enhancements</li> <li>➤ PEIMS Collection through DCD</li> <li>➤ PEIMS Data Standards Published</li> </ul> </li> <li>❖ Begin Production Deployment</li> </ul>	<ul style="list-style-type: none"> <li>➤ Continued Deployment to all Districts</li> </ul>



# Key working relationships are critical to TSDS success





# Stakeholder Engagement Approach

- **Reach broad cross section of educator audience to validate value proposition**
- **Build awareness and momentum for adoption of voluntary components**
- **Efficiently gather very detailed input**
- **Integrate feedback ‘real time’ and document lessons learned**
- **Establish systematic feedback mechanism for ongoing user involvement**





# Data Governance

- **Completing a data governance study from December 2010 – February 2011.**
- **Existing governance process will be expanded to include the State-sponsored Student Information System (SSIS), Data Standards for the District Connections Database (DCD), and district dashboards.**

# Initial Prototypes



- 28,860 students
- 3,519 staff
- 61 campuses (4 high schools)



- 18,715 students
- 2,402 staff
- 22 campuses (1 high school)

- Dashboards – high school
- De-identify student and teacher information
- Power student, classroom and campus snapshots

- Dashboards – elementary & middle school
- Imported longitudinal data



[www.TexasStudentDataSystem.org](http://www.TexasStudentDataSystem.org)

**Texas  
Student  
Data  
System**

[Texas Student  
Data System](#)

[District Connections  
Database](#)

[Reference  
Documents](#)

[Upcoming  
Events](#)

[F.A.Q.](#)

[Provide  
Feedback](#)

The Texas Student Data System (TSDS) will provide educators and policymakers with actionable, timely data to improve student performance while easing the burden of data collection on districts.

Full deployment of the TSDS solution will occur over the next 5 years. This Web site was created as a tool to help education stakeholders stay apprised of the latest information about TSDS, participate in forums and webinars, access presentations and materials, and provide valuable feedback to the project team.

